

ROBUSTA

HEAVY DUTY WINDOW AWNING

Stylish Comfort Built to Last



Robusta

Heavy Duty Window Awning

A versatile retracting awning system that utilizes a unique arm tensioned fabric to provide sun protection and reduce heat gain. The Robusta retractable window awning provides protection for your valuable furnishings from harmful UV rays. When you prefer to let in the light or during extreme weather, simply retract the awning using the standard hand crank or optional electric motor. It's perfect for use on windows and solariums on private homes, schools, office buildings.*

Operation

The Robusta can be mounted on the wall or under the soffit. It opens or closes by a hand crank or motor allowing sun or shade whenever wanted. During operation, it can be stopped at any point from just open to 160 degrees, virtually closing off the entire window for full sun protection or privacy.

Components

All fittings are made of high quality extruded or diecast aluminum. The arms, optional WeatherGuard cover and front profiles are all made of extruded aluminum.

Hardware Colors

The hardware including the optional WeatherGuard cover is available in white, almond, bronze, sand and black/brown

Options

Electric Motor: The concealed tubular motor is maintenance free and will extend or retract the awning with a touch of a button.

WeatherGuard Cover: Made from extruded aluminum protects the awning fabric from snow, wind and rain when retracted.

Coupled units: Several awnings may be connected together and be operated by a single hand crank or motor.

Fabrics

Available in hundreds of beautiful colors and elegant striped patterns, the 100% acrylic weatherproof fabrics are resistant to fading and mildew.

*Cannot be used with casement windows

Specifications	
Wall mounted assembly (including WeatherGuard):	7-7/8" deep x 6-3/4" high
Projection:	2 ft. to 5 ft.
Maximum Width:	23 ft. with no fabric split
Coupled units:	Up to 46 ft. wide with hand crank or motor.



Hood and Gear Assembly



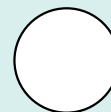
Retractable Arms Connected to the Front Tube

FEATURES:

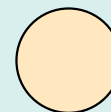
- Heavy duty construction for larger window applications.
- Adjustable from 0° to 160° for complete sun and shade control.
- Optional WeatherGuard™ cover makes installation permanent, no put up and take down expenses and protects the awning from inclement weather during the off-season.
- Several awnings may be connected together and be operated simultaneously with gear (manually) or motor.
- Available in 100+ fabric patterns and colors.
- The Robusta can be mounted on the wall or soffit.
- Comprehensive 5 year warranty on all Robusta components.

POWDER COATED FRAME COLORS:


WHITE



ALMOND




BRONZE




LOW GLOSS COLORS

BLACK/BROWN



SAND



NuImage Dealer

